

Rise Ahead

with
a Career in Animation, VFX, Gaming,
Digital Design & Multimedia



**MAKE YOUR CAREER
WITH MAAC**



MAYA ACADEMY OF ADVANCED CINEMATICS

Animation | VFX | Multimedia | Gaming

MALLESWARAM

**FOR FREE DEMO CLASS
+91 89719 58597**

WWW.MAACMALLESWARAM.COM



DISCOVER EXCITING POSSIBILITIES

TAKE A CREATIVE LEAP

One frame at a time, you can let your creativity take you places. As India's premiere Media and Entertainment education institute, MAAC helps you be the best and craft a dream career path for yourself. MAAC is known for its industry-relevant specialised courses, which makes you a job-ready, skilled professional.

So come, begin your career in the thriving Media and Entertainment (M&E) industry that includes Animation, Visual Effects, Gaming, Multimedia, Digital Design, Filmmaking, Broadcast, Augmented Reality, Virtual Reality and much more.

EXPLORE COURSES



Scan the QR code to explore exciting career opportunities in media & entertainment!

ABOUT MAAC

MAAC – India's premiere Media & Entertainment education institute strives towards shaping the future creators of Media & Entertainment. Dynamically evolving and innovating itself over the years, MAAC has proved to be the leading authority in Animation, Gaming and Visual Effects learning. It offers students a wide range of industry-ready specialised course curriculums and interactive sessions with leading industry experts. MAAC firmly believes in 'Employment driven Education' to build a successful career. At MAAC, the students get all necessary skills that are required in today's competitive world. The holistic 360-degree approach clubbed with beyond-the-classroom learning helps the students to remain relevant and employable throughout their professional years.



A GAMUT OF OPPORTUNITIES

Even in a new normal, the future looks exciting for the Indian Media & Entertainment Industry. With an increase in demand of content viewing & content creation, the Media & Entertainment Industry expects to grow 25% in 2021 to reach INR 1.73 trillion. Digital media and online gaming were the segments that grew drastically; their contribution to the M&E sector increased from 16% in 2019 to 23% in 2020.

Thousands of opportunities exist for content creators, in India as well as globally. Having the right skill set is the answer to cash-in on the thousands of job opportunities available in the M&E segment.

With the ever increasing rise in the viewership of OTT & other digital platforms and with a gigantic growth in the gaming industry, today students can opt for the most exciting careers in the creative fields.

So let your career chart the right path to growth and success. Discover varied opportunities and exciting job roles with MAAC'S industry-relevant courses to become job-ready, skilled professionals.

Source: PwC's TV Report - India's Media & Entertainment sector reflects in 2020 (March 2021)

MASTER YOUR CRAFT

Our courses are specifically designed to suit the demands of a rising global industry.

ANIMATION

VISUAL EFFECTS

GAMING

DIGITAL DESIGN & MULTIMEDIA

DIGITAL FILMMAKING

BROADCAST

AUGMENTED & VIRTUAL REALITY



ANIMATION

DIVE INTO THE WORLD OF ANIMATION

Animation has fascinated us all, right from our childhood. We've imagined creating our own series, characters, storylines and much more. The wonders of animation can bring to life ideas, characters, and so many different stories.

Here are the 3 steps that build the process of animation:

PRE - PRODUCTION

The first stage comprises creating a visual form and defining the character design for the story. It's followed by storyboarding, where the story is detailed out frame by frame. Post storyboarding, the individual panels are edited together along with dialogue, music and sound effects to see the entire flow of a movie in a process known as animatics. It is the most important stage of the entire 3-stage process, which helps to conceive and design the film.

PRODUCTION

Production begins with modelling or creating Computer Generated (CG) backgrounds, characters, and props for the characters designed in pre-production. These 3D models are then sent for texturing, where they are given another layer of authenticity by adding age-specific elements, accessories and backgrounds. The next step involves rigging, where bone structures are added, connected to customised controls. These pieces are then given lighting for that authentic look and feel. Then the Animation of these characters is done, based on the requirement of the scene. Finally, each shot is rendered to create the final output.

POST - PRODUCTION

The final stage involves compositing. This brings together all the rendered elements from the previous stage and compiles them to form a single image sequence. It also adds post-processing effects that finally enhances the look and feel. Post this process, sound effects are added to give the film another layer and more depth. The background music, soundtracks and voice-overs bring the film to life. Finally, the shots are compiled and edited in seamless sync.



ADVANCED PROGRAM IN 3D ANIMATION

AD3D EDGE PLUS

Animation has allowed storytellers to tell stories in unique ways. The fantastical worlds in animated films, cartoons or shows can enthrall audiences across all age groups. The wonders of animation can bring alive ideas, characters, and all kinds of stories. With MAAC's flagship course, AD3D EDGE PLUS, your dreams can finally become a reality.

The course covers a number of processes involved in animation filmmaking, which helps you acquire skills that make you the best in the field, with:

- **'SCRIPT TO SCREEN' CONCEPT** - The course focuses on the latest production pipeline which gives you a complete 360-degree exposure to the animation industry, making you job-ready.
- **SUBSTANCE PAINTER** - This software has smart texturing techniques and state-of-the-art real-time viewports that are used extensively in the studios.
- **UNREAL ENGINE** - The course has real-time graphics with high-end rendering solution like Unreal Game Engine.
- **ELECTIVE SPECIALISATION** - You can choose to become a specialist in the module (Modelling & Texturing Spz / Lighting Spz / Animation Spz) of your choice.



DURATION: 576 HRS



CAREER OPTIONS

- 3D Modelling Artist • Lighting Artist
- Texture Artist • Render Artist • Character Animator
- Layout Artist • Digital Sculpting Artist • Rigging Artist
- Video Editor • Motion Graphics Artist • FX Artist
- Game Artist • 3D Generalist • 3D Visualizer



COURSE CONTENT

- Pre-production • Storyboarding
- Cinematography • Stop-motion • Video Editing
- Digital Design • Sound Editing • 3D Design and Modelling • Digital Sculpting • Look Development
- Lighting and Rendering • Fluid, Hair & Cloth FX
- Character Setup & Skinning
- Character Animation • Real-time Graphics



SOFTWARE COVERED**

- Adobe Photoshop • Adobe After Effects
- Adobe Premiere • Adobe Audition
- Autodesk® 3ds Max® • Autodesk® Mudbox®
- Autodesk® Maya® • Adobe Substance 3D Painter
- Fusion • Autodesk® MotionBuilder® • Unreal Engine

**Please refer to page no. 47 for Trademark Attribution.



ELECTIVE SPECIALISATION OPTIONS (WITH AD3D EDGE PLUS COURSE)

ELECTIVE SPECIALISATION WITH AD3D EDGE PLUS

Elective Specialisation helps students to improve their skills and expertise, thereby also resulting in better results with high level of efficiency. AD3D EDGE PLUS offers Elective Specialisation for you in the course structure. You can choose any 1 specialisation from the 3 options available:

MODELLING & TEXTURING:

COURSE CONTENT

- Art & Technical Aesthetics • Inorganic Modelling
- Stylised Character • Realistic Character
- Low Poly Character for Games • Digital Sculpting

SOFTWARE** COVERED

- Autodesk® Maya® • Zbrush

LIGHTING:

COURSE CONTENT

- Fundamentals of Lighting, Design & Colour Theory
- CG Lighting & Use of Shader • Lighting Environments
- Advance Shaders • Production Tips N Tricks

SOFTWARE** COVERED

- Autodesk® Maya®

ANIMATION:

COURSE CONTENT

- Animation Foundation • Character Animation & Body Dynamics
- Basic Performance Animation • Advanced Performance Animation

SOFTWARE** COVERED

- Autodesk® Maya®



PROGRAM IN 3D ANIMATION FILMMAKING

D3D

Let your imagination come to life through our program in 3D animation filmmaking that concentrates on storyboarding, 3D filmmaking, character animation & more.

D3D is a career course that covers all the aspects of 3D animation. This course prepares you for the professional world of 3D animation by providing extensive classroom and practical training, with the use of the latest software and portfolio development support.



DURATION: 432 HRS



CAREER OPTIONS

- 3D Modelling Artist • Texturing Artist • Lighting Artist
- Render Artist • 3D Generalist • Character Animator
- Layout Artist • Rigging Artist • 3D Visualizer

**Please refer to page no. 47 for Trademark Attribution



COURSE CONTENT

- Pre-production • Storyboarding • Concepts of Filmmaking
- Digital Painting • Matte Painting • BG Modelling & Surfacing
- 3D Character Development • Texturing & Look Development
- Lighting & Rendering • Particle & Dynamics
- Rigging & Character Setup • Character Animation



SOFTWARE COVERED**

- Adobe Photoshop • Adobe After Effects
- Adobe Premiere • Adobe Audition • Autodesk® 3ds Max®
- Autodesk® Mudbox® • Autodesk® Maya®
- Adobe Substance 3D Painter



PROGRAM IN ANIMATION FILMMAKING

DAFM

Learn everything involved in animation and 'live-action filmmaking' through a one-year course that leads you to a rewarding career.

DAFM course emphasizes on the creative as well as technical aspects of filmmaking. The course focuses on cinematography, character design, modelling, texturing, lighting, 3D animation and more. Students will learn all about animation and the process of live action filmmaking in just a year, helping them build a successful career.



DURATION: 288 HRS



CAREER OPTIONS

- Design Visualisation Artist • Lighting Artist
- Animator • Rigging Artist • Motion Graphic Artist
- Digital Designer • Modelling Artist



COURSE CONTENT

- Pre-production • Storyboarding • Cinematography
- Concepts of Filmmaking • Stop-motion • Digital Design
- Compositing • Sound Editing • Concepts of Non-linear Editing
- Modelling & Texturing • Lighting & Rendering
- Particle & Dynamics • Character Setup & Skinning
- Character Animation



SOFTWARE COVERED**

- Adobe Photoshop • Adobe After Effects • Adobe Premiere
- Adobe Audition • Autodesk® 3ds Max® • Autodesk® Mudbox®

**Please refer to page no. 47 for Trademark Attribution.

GRASP THE POWER OF VFX

The Media and Entertainment Industry has enabled the VFX sector to achieve greater heights. Visual effects are often integral to a movie's story and appeal and allow creators and filmmakers to make breathtaking imaginary universes and achieve stunts that would be impossible to film in the real world. Whether it's creating massive destruction scenes or expanding the scope of production, nearly every film now requires visual effects for support. VFX has a fluid and overlapping pipeline, depending on the storyline of the content being created. For ease of understanding, it is classified into 3 stages:

PRE - PRODUCTION

Pre-production starts with the pre-visualisation or Pre-viz of the story. An integral part of every VFX shoot is the guide during live shoots, for frames and shots. Pre-viz involves story ideation, scriptwriting, storyboarding, animatics, initial concept art, character design, BG design and the colour key for look development.

PRODUCTION

After pre-production, live shoots of the scenes are done using film making techniques. The production stage also includes integrating Computer Generated (CG) characters, background and effects that blend with live action. CG production consists of 3D modelling, texturing, rigging, animation, lighting, rendering and FX. The production also involves shooting High-dynamic-range Images (HDRi) to create image-based lighting for 'CG-live Action' integration.

VISUAL EFFECTS



POST - PRODUCTION

Post shooting, rotoscoping and clean-up (wire/object removal, etc.) is done for each frame. Going forward, with accurate camera tracking, the matching of the live action camera along with a CG camera is carried out. Artists then create the frames and backgrounds for the final output. Here, with matte painting, the artists replace the background and then blend it together through compositing so that all the visuals from the live-action and CG come together to create a photorealistic output.

ADVANCED PROGRAM IN VISUAL EFFECTS

ADVFX PLUS

Visual effects, or VFX, are effects that professionals use, to create almost magical imagery that add a sense of realism to an otherwise utterly ordinary scene. Today, VFX is used in almost every kind of content – films, TV Commercials, TV serials, web series, regional films, digital content and much more.

ADVFX Plus - Advanced Program in Visual Effects gives you an in-depth understanding of the basic and advanced levels of VFX that makes you aesthetically and technically skilled in the field of VFX, while guiding you in mastering not just the fundamentals but also the advanced techniques of VFX artistry.

MAAC understands the true potential of VFX. Being a pioneer in the industry, MAAC has designed this intensive advanced level VFX Program, which helps you acquire skills that make you the best in the field, with:

- **'SCRIPT TO SCREEN' CONCEPT** - The course focuses on various techniques used in VFX filmmaking, giving you a complete exposure of the VFX pipeline.
- **MAYA SOFTWARE** - In VFX, a 3D software is one of the most integral parts of the production process, where the latest tools of Maya software perfectly complement the requirements and are being used extensively in studios.
- **SUBSTANCE PAINTER** - This software has smart texturing techniques and state-of-the-art real-time viewports and is used extensively in the studios.
- **FX WITH HOUDINI** - ADVFX Plus has a dedicated high-end FX Houdini module covering the latest tools used in leading studios, to execute complex FX shots.



 **DURATION: 576 HRS**

 **CAREER OPTIONS**

• Compositor • Camera Tracker • Match Moving Artist • FX Artist
• Motion Graphics Artist • Matte Painter • Clean-up Artist
• BG Prep Artist • VFX Generalist • Stereoscopy Artist • Depth Artist
• Video Editor • Pre-viz Artist • Roto Artist • Paint Artist • FX Artist

 **COURSE CONTENT**

• Pre-production • Storyboarding • Cinematography • Stop-motion
• Digital Design • Layer Based Compositing • Clean Plate & Wire Removal
• Motion Graphics • 3D Design • Advanced Particle Effects • Cloth FX • Pyrotechnics • Rigid Body Simulations
• Fluid Simulation • Realistic Rendering Techniques • Advanced Compositing
• Concepts of Set Extension & CG Integration • Node Based Compositing
• Match Moving & Camera Tracking • Stereoscopic Conversion
• Realistic Digital Environments • Procedural FX Workflow
• Project 6 Case Studies for Motion Graphics • Project - VFX shot with Miniature Models

 **SOFTWARE** COVERED**

• Adobe Photoshop • Adobe After Effects • Adobe Premiere
• Adobe Audition • Autodesk® 3ds Max® • Autodesk® Mudbox®
• Autodesk® Maya® • Adobe Substance 3D Painter • Fusion • Mocha
• Silhouette • 3D Equalizer • Nuke™ • Real Flow • Vue • Houdini

** Please refer to page no. 41 for Trademark Attribution.

VFX PLUS

Here's a unique course designed to ensure that you become experts in a field that gives you an insight into an authentic studio environment. Certified trainers and real deadlines ensure you hone your talent while preparing to master the VFX field.

VFX Plus trains you in the latest visual effects software and techniques that are used extensively in filmmaking. You will learn the fundamentals of digital designs, layer-based compositing, clean plate & wire removal, concepts of set extension & CG integration and match moving & camera tracking. All these aspects will prepare you to work on high-end projects in an authentic studio environment.



DURATION: 432 HRS



CAREER OPTIONS

- Compositor • Match Moving Artist • FX Artist
- Pre-viz Artist • Motion Graphics Artist • Roto Artist
- Clean-up Artist • BG Prep Artist • Paint Artist



COURSE CONTENT

- Digital Design • Basics of Photography • Layer Based Compositing
- Clean Plate & Wire Removal • Stereoscopic Pipeline
- Node Based Compositing • Projection for Visual Effects
- 3D Design • Advanced Particle Effects • Cloth FX
- Pyrotechnics • Advanced Compositing
- Concepts of Set Extension & CG Integration
- Match Moving & Camera Tracking • VFX Case Studies



SOFTWARE COVERED**

- Adobe Photoshop • Adobe After Effects • Autodesk® 3ds Max®
- Autodesk® Mudbox® • Fusion • Mocha • 3D Equalizer • Nuke™
- Real Flow • FumeFX



PROGRAM IN VISUAL EFFECTS



COMPOSITING AND EDITING PLUS

To truly complete any film, TV or music video, the last stage of production creates the actual look and feel. You will be equipped to thoroughly understand and excel in Rotoscopy, Match Moving, BG Prep, Compositing and Editing. Compositing & Editing Plus is a career course designed to train you in two of the most important aspects of visual effects - compositing and editing. It is at this stage that different visual elements are combined together to create one scene or a complete sequence. This course prepares you to excel in techniques of compositing & editing, which are integral parts of the filmmaking process.



DURATION: 240 HRS



CAREER OPTIONS

- Compositor • Roto Artist • Paint Artist • BG Prep Artist
- Stereo Depth Grade Artist • Match Moving Artist
- Motion Graphics Artist • Video Editor



COURSE CONTENT

- Basics of Filmmaking • Digital Design • Video Editing
- Sound Editing • Layer-based Compositing • Art of Rotoscopy
- Match Moving • Camera Tracking • Title Graphics
- Audio-Video Synchronisation • Node-based Compositing
- Stereoscopic Pipeline • 3D Camera Projection
- Live Action Compositing • Editing with FCP



SOFTWARE COVERED**

- Adobe Photoshop • Adobe After Effects • Adobe Premiere
- Adobe Audition • Fusion • Mocha • Silhouette • 3D Equalizer
- Nuke™ • FCP

PROGRAM IN COMPOSITING AND EDITING PLUS





GAMING & INTERACTIVE DESIGN

Are you game to being a part of one of the world's rising industries?

Make work as fun as play! Get ready to create some amazing games for PCs, laptops, mobiles and tablets! Gaming provides one of the most immersive and awe-inspiring forms of entertainment to more than two billion people around the globe. The leading international gaming companies have a strong foothold in India too, where they have set up studios which cater to creating game content for PCs, consoles, mobiles and online platforms. The count of online gamers in India grew 20% in 2020 to reach around 360 million and is expected to reach 510 million by 2022. Of these, an estimated 85% are mobile gamers.

Furthermore, the tools and technologies used in gaming are also being used to create dimensional content (Virtual Reality, Augmented Reality, Mixed Reality) giving rise to the term 'Interactive Design'. Today, Interactive Design is being used in various industries like Tourism, Medical Visualisation, Education, Skill Training, Field Services, Product Visualisation, Immersive Experience, Films, TVCs and Virtual Production. This incredible growth in the gaming industry has also led to a sudden increase in the demand for skilled professionals. With the increasing scope in the out-source work for gaming as well as in-house IP creation, it is further increasing the demand for job opportunities in this segment.

MAAC's gaming courses are designed to cater to the global game industry, which covers every aspect of games and interactive design.



ADVANCED PROGRAM IN INTERACTIVE DESIGN & GAMES

ADIDG

Create new worlds for people to explore and experience through a range of technologies and software that you get to master with ADIDG.

MAAC's Gaming & Interactive Design course will enable you to create exciting characters, creatures and interactive gaming environments for all kinds of PCs, consoles, mobile & online games.

ADIDG has advanced modules covering every aspect of Game & Interactive Design:

- **UNITY & UNREAL ENGINE** - Learn the leading two 'Power Games Engines' which are used in the industry
- **MOBILE GAMING & GAME LEVEL DESIGN** - Create mobile games right from design, asset creation, development to publishing. Get complete working knowledge of the game pipeline.
- **3DS MAX & MAYA** - Two of the most powerful software which are extensively used in the gaming field for creating assets.
- **AUGMENTED & VIRTUAL REALITY** - Dedicated AR/VR modules covering concept, development, integration & publishing.



DURATION: 576 HRS



CAREER OPTIONS

- Modelling/Texturing Artist - Lighting Artist
- Rigging Artist - Interactive Product Demo Artist
- 3D Visualizer - Render Wranglers
- Layout Artist - Virtual Production Developer
- 3D Modeling Artist - Animators
- Texturing Artist - 3D VR Background Artist
- 3D VR Developer - AR Unity Developer
- Game Asset Creator - Game Level Designer
- E-Learning - Editor



COURSE CONTENT

- Elements of Design - Video Editing
- Interactive Presentation - Browser Games
- Digital Design - Sound Editing
- 3D Design and Modelling - Digital Sculpting
- Look Development - Lighting and Rendering
- Fluid, Hair & Cloth FX - Character Setup & Skinning
- Character Animation - Game Engine Workflow
- Working with Game Engine Lights, Camera and Animation
- Asset Integration in Game Engine
- Creating UI Tools - Publishing to different Platforms
- Software Development Kit for VR & AR
- Application Development for VR & AR
- Mobile Game Creation



SOFTWARE** COVERED

- Adobe Photoshop - Adobe Premiere - Adobe Audition
- Adobe Animate - Sketchup - Lumion - Autodesk® 3ds Max®
- Autodesk® Mudbox® - Autodesk® Maya®
- Adobe Substance 3D Painter - Unity - Unreal Engine
- Vuforia SDK

**Please refer to page no. 47 for Trademark Attribution.

PROGRAM IN VIRTUAL REALITY AND AUGMENTED REALITY



VAR PLUS

The emergence of VR and AR is taking technology through many unexplored avenues. Entertainment, medicine and many other industries use and benefit from these technologies. MAAC gives you the tools you need to reimagine the world and stay relevant in this progressive field.

VAR Plus is an extensive course that trains you in all the skills and tools required to make interactive, augmented or virtual reality content that are high in demand for user engagement today. With this course, you will learn how to make the best use of creativity and technology to make the most stimulating, intriguing games.

*This course is available at select MAAC centres only.
Please check with our representatives for further information.

**Please refer to page no. 47 for trademark attribution.

 **DURATION: 288 HRS**

 **CAREER OPTIONS**

- Interactive Product Demo Artist
- Virtual Production Developer
- 3D VR Background Artist • 3D VR Design Artist
- AR Unity Developer • VR Unity Developer
- E-learning • Modelling & Texturing Artist

 **COURSE CONTENT**

- Digital Design • Video Editing • Sound Editing
- 3D Design & Modelling • Look Development
- Lighting and Rendering • Character Setup & Skinning
- Character Animation • Game Engine Workflow
- Working with Game Engine Lights, Camera and Animation • Asset Integration in Game Engine
- Creating UI Tools • Publishing to different Platforms
- Software Development Kit for VR & AR
- Application Development for VR & AR
- Mobile Game Creation

 **SOFTWARE** COVERED**

- Adobe Photoshop • Adobe Premiere
- Adobe Audition • Autodesk® 3ds Max®
- Autodesk® Mudbox® • Unity • Vuforia SDK



PROGRAM IN BROADCAST DESIGN

BROADCAST PLUS

The broadcast media has boundless potential, not just with its glamour and charm, but also the scale at which it touches people. With the demand for broadcast designers constantly on the rise, MAAC has designed a program for you to have a stellar career in this medium.

The course content of Broadcast Plus covers the fundamentals and advanced techniques of broadcasting. From the basics of Digital Filmmaking and Digital Design to Lighting, Rendering and Editing with FCP, the course covers almost every major aspect of broadcasting. Get ready for an exciting career in the broadcasting industry with our Program in Broadcast Design.



DURATION: 288 HRS



CAREER OPTIONS

- 2D Motion Graphics Artist
- 3D Motion Graphics Artist • UI Designer
- Corporate Presentation Specialist
- Video Editor • Graphic Designer
- Broadcast Designer



COURSE CONTENT

- Basics of Digital Filmmaking • Digital Design
- Video Editing • Sound Editing • 3D Design & Modelling
- Look Development • Lighting and Rendering
- Layer Based Compositing • Clean Plate Generation
- Chroma Screen Removal • 2D Motion Graphics
- 3D Motion Graphics • Editing with FCP
- Project & Case Studies for Motion Graphics



SOFTWARE COVERED**

- Adobe Photoshop • Adobe Premiere • Adobe Audition
- Adobe After Effects • Autodesk® 3ds Max®
- Autodesk® Mudbox® • Cinema 4D • FCP

*This course is available at select MAAC centres only.
Please check with our representatives for further information.

**Please refer to page no. 43 for Trademark Attribution.

MULTIMEDIA & DIGITAL DESIGN



As the world embraces everything virtual, digital design and multimedia is more relevant than ever!

Multimedia refers to interactive computer elements such as text, pictures, video, graphics, animation and sound into a single form to deliver the message. This field, which encompasses communication through visual and virtual means, is relevant in many industries and reflects a growing need for new ways to exchange ideas and information through compelling media.

In recent years, there has been a rising demand for graphic and digital design jobs. The dynamic digital innovation taking over the world requires skilled talent that performs exceptionally. There is also a huge demand for content creators for social media platforms, where digital design is one of the most needed skills.

MAAC's courses in Digital Design & Multimedia train you to master all aspects of graphic design for the print and digital medium, web design and 2D/3D animation. The courses combine creativity with technology in a way which makes you skilled in every aspect of multimedia and digital design.

Come discover the world of design and unlock exciting career possibilities.



CAREER OPTIONS

- Advertising Agencies
- Graphic Design Studios
- E-learning Companies
- Print & Publishing Houses
- Digital Marketing agencies
- TV Production Houses
- 2D Animation Houses
- Website Design & Development Companies

APDMD

A holistic course that provides you training in print, web, 2D animation and responsive web design. Get ready to rule the print and digital space with a comprehensive course that uses industry-endorsed techniques to make you a creative skilled professional. Attain skills in rich media content, graphic designing, website design & development and 2D animation.

ADVANCED PROGRAM IN DIGITAL MEDIA & DESIGN



DURATION: 384 HRS

CAREER OPTIONS

- Communication Designer • Digital Storyboard Artist
- Graphic Designer • Web Designer • Illustrator
- Media Content Manager • Mobile Content Designer
- Packaging Designer • Page Layout Artist
- Template Designer • User Interface Designer
- UX Designer • App Designer • Visualizer • 2D Animator
- Advertising Art Director
- Designer for Interactive E-learning

SOFTWARE** AND LANGUAGES COVERED

- CorelDraw • Adobe Illustrator • Adobe Photoshop • Adobe InDesign
- HTML5 • Adobe Dreamweaver • Adobe Animate • Adobe Premiere
- Java Script • Angular JS • Adobe Audition • CSS • PHP • MySQL
- Wordpress • Storyboard Pro • Harmony • Adobe ActionScript
- Adobe XD • Bootstrap

COURSE CONTENT

SEM I: CERTIFICATE IN GRAPHIC & PRINT DESIGN

- Fundamentals of Design & Drawing
- Concepts of Graphic & Illustration
- Graphic Design • Image Editing
- Page Layout

SEM II: CERTIFICATE IN WEB & INTERACTIVE DESIGN

- Concepts of Web Design • Webpage Designing
- Interactive Design • Video Editing
- Sound Editing • Fundamentals of JavaScript

SEM III: CERTIFICATE IN ADVANCED WEB

- Responsive Web Design • JQuery Integration
- Animation & Interactivity for Web
- Desktop/ Mobile/ Tab Front-end Design & Development
- Interactive Digital Publication
- Basics of PHP & MySQL
- Concept of Content Management System

SEM IV: CERTIFICATE IN 2D ANIMATION

- Basics of 2D Animation
- Digital Storyboarding
- Digital 2D Animation

PROGRAM IN PRINT WEB & 3D ANIMATION




DPW3D

3D animation has become an integral part of graphic design; a blend of print, web and 3D animation gives a holistic exposure to you, for an ever-growing demand in the digital design and multimedia segment.

With this course, you can become an expert in creating state-of-the-art Print, Web and 3D Animation for a variety of audiences.

 **DURATION: 432 HRS**

 **CAREER OPTIONS**

- Communication Designer • Digital Storyboard Artist
- Graphic Designer • Web Designer • Illustrator
- Media Content Manager • Mobile Content Designer
- Packaging Designer • Page Layout Artist
- Template Designer • User Interface Designer
- UX Designer • App Designer • Visualizer • 2D Animator
- 3D Animator/Modeller • Sound/Video Editor
- Advertising Art Director
- Designer for Interactive E-learning

**Please refer to page no. 47 for Trademark Attribution

COURSE CONTENT

- Fundamentals of Drawing
- Concepts of Design & Illustration • Desktop Publishing
- Vector Art • Digital Design • Layout Design • Concepts of designing for the web • Website Development
- Interactive Presentation • The Art of Editing • Sound Editing • Website Architecture • Basics of Filmmaking
- Motion Graphics • Layer Based Compositing
- Design Visualization • 3D Modelling • Lighting
- Render Wrangle • Animation • Rigging
- Texturing • Digital Sculpting

SOFTWARE COVERED**

- Adobe Photoshop • Adobe InDesign • CorelDraw
- Adobe Illustrator • HTML5 • Adobe Dreamweaver
- Adobe Animate • Adobe Premiere • Adobe Audition
- Adobe After Effects • Sketchup • Lumion
- Autodesk® 3ds Max® • Autodesk® Mudbox®

PROGRAM IN GRAPHICS, WEB AND 2D ANIMATION



DGWA

A course that allows you to ace communication mediums such as publications, websites, user interfaces, billboards, etc. You can find the best job opportunities and unleash your talent through this dynamic course.

 **DURATION: 288 HRS**

CAREER OPTIONS

- Graphic Designer • Packaging Designer
- Web/Interactive Designer • User Interface (UI) Designer
- Illustrator • DTP Operator • Layout Artist
- Digital Storyboard Artist • Designer for Interactive E-learning
- 2D Animator • Advertising Art Director

SOFTWARE** COVERED

- CorelDraw • Adobe Illustrator • Adobe Photoshop • Adobe InDesign
- HTML5 • Adobe Dreamweaver • Adobe Animate • Adobe Premiere
- Adobe Audition • CSS • Storyboard Pro • Harmony
- Adobe ActionScript

**Please refer to page no. 42 for trademark Attribution.

COURSE CONTENT

SEM I: CERTIFICATE IN GRAPHIC & PRINT DESIGN

- Fundamentals of Design & Drawing
- Concepts of Graphic & Illustration
- Graphic Design • Image Editing
- Page Layout

SEM II: CERTIFICATE IN WEB & INTERACTIVE DESIGN


- Concepts of Web Design • Webpage Designing
- Interactive Design • Video Editing
- Sound Editing • Fundamentals of JavaScript

SEM III: CERTIFICATE IN 2D ANIMATION

- Basics of 2D Animation
- Digital Storyboarding
- Digital 2D Animation


BLENDER PRO

Blender is a free and open source 3D creative suite. It supports the entirety of the 3D pipeline - modelling, rigging, animation, simulation, rendering, compositing and motion tracking, even video editing and game creation. This software is catching up big time, where major mid-size studios have changed their 3D pipeline to the Blender software. This software is also being used to create 3D game assets.

 DURATION: 144 HRS

 COURSE CONTENT

- 3D Design & Modelling • Digital Sculpting
- Texturing • Look Development & Rendering
- CG Lighting • Particles & Dynamics • Hair, Fur, Cloth
- Character Setup & Skinning • Character Animation
- Compositing and Editing

 SOFTWARE** COVERED

- Blender

**Please refer to page no. 47 for Trademark Attribution.

SKILL ENHANCEMENT COURSES

With better understanding, come better opportunities.


At MAAC, our Skill Enhancement Short-Term courses help you polish and perfect your skills.

We offer short-term courses in all segments of the Media & Entertainment Industry - Animation, VFX, Multimedia, Graphic & Web Designing and Gaming, among many more. Here you get the opportunity to learn a wide range of software, helping you reach the goals you set for yourself!

CINEMA 4D PRO

Known throughout the VFX and Graphic Design industry as a leading motion graphics powerhouse, Cinema 4D is packed with all the tools you need to make engaging and professional graphic content. This course covers Cinema 4D's robust motion graphics, also known as MoGraph, effective lighting techniques and various tools and examples covering different aspects of broadcast design and 3D motion graphics. Aimed for both, the beginner, eager to jump into the 3D motion graphics world, as well as for the more seasoned broadcast designer who wants to deepen his knowledge of the features of this wonderful software.

 DURATION: 120 HRS

 COURSE CONTENT

- 3D Design • Non-destructive Modelling
- Texturing and Look Development
- Lighting and Rendering • Particle Dynamics
- Hair and Cloth FX • MoGraph tools
- Volume Based Modelling
- Rendering Solution with ProRender & Physical renderer

 SOFTWARE** COVERED


- Cinema 4D

**Please refer to page no. 47 for Trademark Attribution.



MAYA PRO

Maya is one of the leading animation software in the 3D industry and is used extensively in gaming and film. This software can create heavy models, which help us give Ultra 3D effects that create a realistic view at the user end. In this course, you also get to pick a specialisation of your choice, which makes you a pro in that domain.

 **DURATION: 192 HRS**

COURSE CONTENT

- 3D Design & Modelling - Texturing
- Look Development & Rendering
- CG Lighting - PBR Workflow
- Particles & Dynamics - Hair, Fur, Cloth
- Character Setup & Skinning
- Character Animation

*Only for Modelling & Texturing Spz

**Please refer to page no. 47 for Trademark Attribution.

Elective Specialisation Options -
Choose any one specialisation:

MODELLING & TEXTURING:

COURSE CONTENT

- Art & Technical Aesthetics
- Inorganic Modelling - Stylised Character
- Realistic Character - Digital Sculpting
- Low Poly Character for Games

LIGHTING:

COURSE CONTENT

- Fundamentals of Lighting, Design & Colour Theory
- CG Lighting & Use of Shader
- Lighting Environments
- Advance Shaders
- Production Tips N Tricks

ANIMATION:

COURSE CONTENT

- Animation Foundation
- Character Animation & Body Dynamics
- Basic Performance Animation
- Advanced Performance Animation

SOFTWARE COVERED**

- Autodesk® Maya® - *Zbrush
- Adobe Substance 3D Painter

3D SKILL ENHANCEMENT



MAX PRO

MAX Pro trains students in texturing, lighting, modelling, skinning and character setup. Students will be introduced to 3ds Max software. The usage of the latest software like 3ds Max helps to understand the functioning of the animation industry and the kinds of tools and technologies used. The MAX Pro course at MAAC helps students to learn the fundamentals of the 3D world along with advanced areas like dynamics and animation.

 **DURATION: 144 HRS**

COURSE CONTENT

- Introduction to 3D World - 3D Design & Modelling
- Texturing & Look Development - Digital Sculpting
- Lighting - Character Setup & Skinning - Dynamics
- Animation

SOFTWARE COVERED**

- Autodesk® 3ds Max® - Autodesk® Mudbox®

**Please refer to page no. 47 for Trademark Attribution.

DESIGN VIZ PRO

Design Viz Pro allows you to deep dive into design and visualisation, from planning till execution.

If you want to give a 3D form to a design in the field of architectural, engineering, or landscape designs before they are built, then this course is best suited for you. Some of the major areas of the course are Simulation, Interactive Design, Video Editing, and Real World Lighting. On successful completion of this course, you will be able to make a career in the animation industry, architecture & engineering companies and event production houses.

 **DURATION: 168 HRS**

COURSE CONTENT

- Photoshop for Texturing • 3D Design Visualisation
- 3D Walk Through • Real World Lighting Simulation
- Video Editing • Interactive Design

SOFTWARE COVERED**

- Adobe Photoshop • Adobe Premiere • Autodesk® 3ds Max®
- Sketchup • Lumion • V-Ray • Unity

**Please refer to page no. 43 for Trademark Attribution.

DESIGN VISUALISATION & COMPOSITING



**Please refer to page no. 43 for Trademark Attribution.

COMPOSITING PLUS

 **DURATION: 172 HRS**

COURSE CONTENT

- Digital Design • Layer-based Compositing
- Node-based Compositing • Art of Rotoscopy
- Match Moving • Camera Tracking • Title Graphics
- Stereoscopic Pipeline • 3D Camera Projection
- Live Action Compositing

SOFTWARE COVERED**

- Adobe Photoshop • Adobe After Effects • Fusion
- Mocha • Silhouette • 3D Equalizer • Nuke™

ADVANCE COMPOSITING

 **DURATION: 72 HRS**

COURSE CONTENT

- Live Action Compositing • Stereoscopic Pipeline
- Rotoscopy • 3D Camera Projection • Planar Tracking

SOFTWARE COVERED**

- Nuke™ • Silhouette • Mocha

DIGITAL FILMMAKING (DFM)

The Digital Filmmaking course is one of the most preferred short term courses, where students can learn the basics and core areas of filmmaking, like pre-production techniques, linear editing, sound editing, and clay animation. A hands-on experience on software like Photoshop, Audition, Premiere, and After Effects make you an expert. You can work as a cinematographer, director, producer, and screenwriter.

 **DURATION: 144 HRS**

COURSE CONTENT

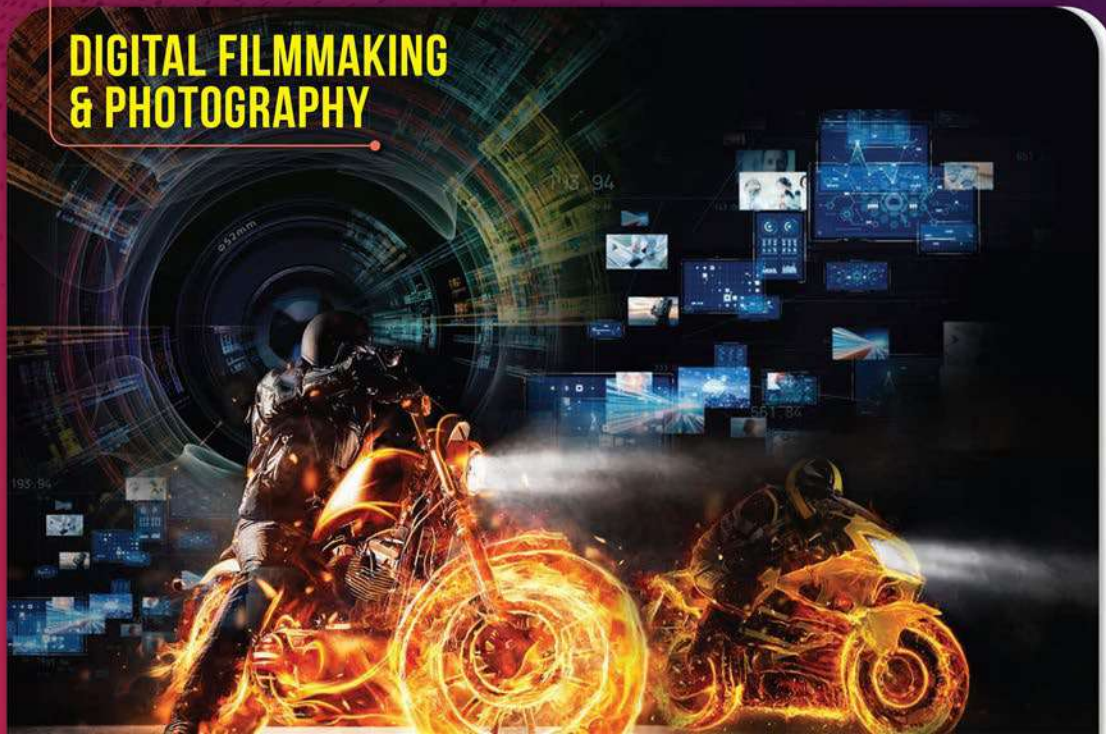
- Pre-production • Concepts of Filmmaking
- Clay Animation • Digital Design
- Basics of Compositing • Sound Editing
- Concepts of Non-linear Editing

SOFTWARE** COVERED

- Adobe Photoshop • Adobe After Effects
- Adobe Audition • Adobe Premiere


**Please refer to page no. 47 for Trademark Attribution.

DIGITAL FILMMAKING & PHOTOGRAPHY



DIGITAL PHOTOGRAPHY

A picture can tell an entire story! That's the power of photography. This revolutionary course provides you with the ideal structure to learn and acquire the skills that help you perform exceptionally in the industry.

 **DURATION: 40 HRS**

COURSE CONTENT

- Principles of Photography • Working with ISO
- Exposure • Concept of Aperture & Shutter Speed
- Auto & Manual Focus • Framing & Composition
- Depth of Field • Outdoor Photography
- Portrait & Product Photography
- Fundamentals of Photo Editing
- Studio Lighting Techniques

CAREER OPTIONS

- Still Life Photography • Wedding Photography
- Wildlife Photography • Product Photography
- Photo Journalism

*This course is available at select MAAC centres only.
Please check with our representatives for further information.



SPECIALISED, ADVANCED COURSES

Designed in sync with industry requirements, helping students become job-ready, skilled professionals.



CERTIFIED FACULTY MEMBERS

Our certified and trained faculty members transform students into expert professionals.



WORLD-CLASS INFRASTRUCTURE

Educational facilities with the best equipment, practice labs and the latest technology.

THE MAAC ADVANTAGE

We are here for your success. Here's how MAAC helps students discover exciting career opportunities.



PLACEMENT ASSISTANCE

Complete support to students with career opportunities.



INDUSTRY EXPOSURE

Regular interaction with Industry Professionals and Subject Matter Experts.



ONLINE VARSITY

A unique portal that lets students learn anytime, anywhere.



ENHANCED LEARNING WITH AUGMENTED REALITY

AR integrated books to enhance a student's learning experience.

**Trademark Attribution:
Autodesk, 3ds Max, Fusion, Maya, MotionBuilder and Mudbox are registered trademarks or trademarks of Autodesk, Inc., and/or its subsidiaries and/or affiliates in the USA and/or other countries.

Adobe, ActionScript, Adobe Animate, Adobe Audition, Adobe Premiere, Adobe Substance 3D Painter, Adobe XD, After Effects, Dreamweaver, Illustrator, InDesign and Photoshop are either registered trademarks or trademarks of Adobe in the United States and/or other countries.

General Trademark Attribution: All trademarks/tradenames/logo/copyrights of Software** used by Aptech for training and learning are owned/licensed by the respective third party software developers.

Disclaimer: We disclaim all warranties and representations of all trademarks, tradenames, logos, copyrights, patents, compilation rights, service marks, digital rights, proprietary rights, know-how and such other intellectual property rights owned/licensed by all third party software developers. We only use the software for education and training purposes and are not responsible for any third party infringement/passing off.

150+ CENTERS ACROSS INDIA

WEST

• Ahmedabad • Aurangabad • Baroda
• Bhopal • Indore • Mumbai • Navi Mumbai
• Nagpur • Nashik • Pune • Rajkot • Solapur
• Surat • Thane

NORTH

• Agra • Allahabad • Ambala • Amritsar • Bareilly
• Chandigarh • Dehradun • Dharamshala • Faridabad
• Ghaziabad • Greater Noida • Gurugram • Gwalior
• Haldwani • Jaipur • Jalandhar • Jammu • Jhansi • Kanpur
• Kota • Lucknow • Ludhiana • Meerut • New Delhi • Noida
• Rajpura • Rewari • Rohtak • Zirakpur

SOUTH

• Bengaluru • Chennai • Coimbatore • Hyderabad
• Kottayam • Kollam • Kochi • Mangalore • Mysore
• Secunderabad • Tirupati • Trivandrum • Trissur
• Vijayawada

EAST

• Bhubaneswar • Cuttack • Behrampur • Guwahati
• Imphal • Jamshedpur • Kolkata • Patna • Ranchi • Siliguri

DISCOVER GREAT
JOB OPPORTUNITIES
IN THE MEDIA AND
ENTERTAINMENT INDUSTRY
WITH **MAAC**

WWW.MAACMALLESWARAM.COM

2ND FLOOR, SWETHA MANSION, NO 483,
5TH CROSS RD, ABOVE KANCHEE-CO SWETHA SILKS,
MALLESWARAM, BENGALURU, KARNATAKA 560003